

REFERENCES: 1 SAMUEL 3:1-10; PATRIARCHS AND PROPHETS, PP. 581, 582.

Samuel Listens to God

Memory Verse:

“Little Samuel was helping the Lord.” 1 SAMUEL 3:1, TLB.

The Message:

We are God’s little helpers.

Parents:

By the end of the month you can help your child:

Know that they can be helpers.

Feel happy to help God.

Respond by helping at home and in Sabbath School.




Cory is a helper. He helps set the table. Samuel was a helper too—just like Cory.



Little Samuel lives at God's tent. Little Samuel has work to do. He is Priest Eli's helper.

(Make a little tent by draping a cloth over the table. As you make the tent together, sing, "Samuel was a helper, helper, helper. Samuel was a helper, helping at God's tent.")










See Little Samuel.
(Point to Samuel.)

See his broom. (Point
to the broom.) Little
Samuel has a job to
do. He sweeps around
God's tent. (Point to
the tabernacle.)

Little Samuel is
Priest Eli's helper.
(Point to Eli.) Little
Samuel is God's helper
too. (Make a tent and
sweep. Sing, "Samuel
was a helper,
helper, helper.

Samuel
was a
helper,
sweeping at
God's tent.")



See the pretty
candlestick.
Little Samuel has a
job to do. He polishes
the candlestick.

Little Samuel
is Priest Eli's helper.
(Point to Eli.) Little
Samuel is God's helper
too. (Light a candle on
the table, out of reach.
Let your child blow the
candle out. Clap and
affirm your child for
helping. Sing: "Samuel
was a helper, helper,
helper. Samuel was a
helper, polishing
the candle-
stick.")









It is night at God's tent. (Make two beds on the floor with quilts.) Priest Eli sleeps in his bed. (Lie down as if you are Eli.)

Samuel snuggles in his bed. (Your child lies down.) Samuel is not asleep. He is looking at the curtains. (Sing, "Samuel, little helper, helper, helper. Samuel, little helper, now it's time to sleep.")

Shh! Eli is sleeping. (Snore softly.)

Sam-u-el!" (*Call out, then whisper.*) Shh! Who is calling? (*Pause.*) "Samuel!" (*Loudly again.*) It must be Eli.


Little Samuel runs to Eli. "Here I am!" he says. "You called me."

"No," Priest Eli replies. (*Shake head.*) "I did not call. Run back to bed."

(*Repeat this twice, making Eli sound more emphatic each time.*)









Go back to bed,
little Samuel,”
says Priest Eli. “Next
time say, ‘Speak,
Lord. Your helper
is listening.’”

So Samuel goes
back to bed. (*Your
child pretends to sleep.*)



Sam-u-el," God calls again.

Samuel sits up and says (*wait for your child to sit up*), "Speak, Your helper is listening."

And God gave special messages to His little helper. (*Hug your child as you whisper in your child's ear: "Samuel was God's little helper. And you can be God's helper too."*)





Samuel may have helped put out candles at night. Have your child pretend their index finger is a lit candle and have them “blow it out” after they say the memory verse.

Sing a song about baby animals running to their mothers when they are called. Suggested song: “When a Mother Calls” (*Little Voices Praise Him*, no. 274).

Help your child put away toys while singing “Let’s Put All Our Toys Away” (*Little Voices Praise Him*, no. 294).

Do & Say

Study these suggestions for something to do each day. Select those that are appropriate for your child’s developmental stage and repeat them often.



Tell the Bible story using thumbs as Samuel and Eli. Draw faces on your thumbs. Make them sleep inside your closed fists.

Play a shadow game. Children copy what you do (dust furniture, put away toys, and so on).

Make a bed for Samuel with a bath mat or towel. Help your child roll up and unroll the “bed” as Samuel did.

Let your child help prepare a special treat for a Sabbath meal.



Help your child listen to and identify different outdoor sounds (animals, birds, wind, traffic, etc.).

Put some cleaning items (brush, soap, cloths) in a box. Teach your child what they are used for and how to use them. Use a different one each day.

Play a game (such as Simon says) to give your child practice in listening to and following directions.

Sing (and do the actions to) "Coming, Mother" (*Little Voices Praise Him*, no. 266) or make up a little song about coming when Mother calls.



Help your child listen to and identify different sounds around the house (refrigerator, running water, doorbell, telephone, etc.).

Make a pin with a happy face on it. Write "I'm God's little helper" on it. Have your child wear it when helping at home.



Make a little book together, gluing on its pages magazine pictures of things your child can do to help at home.

Prepare and decorate a box in which your child may put away clothes or toys. Where will you keep it?